

Humpy Co.

Our Process



Backyard Studio





Our Process - Creating your space

Complete transparency

No hidden costs

Regulations vary from council to council. In Australia, all Humpy projects fall within two basic categories, those that require council approval and those that don't.

For NSW, Humpy's that are under 20m², have no bathroom or kitchen and are used for a space like a home office, home gym, art studio etc. are in most cases exempt from council approval. For QLD the same applies, however it is for all Humpy's under 10m²

Stage 1 - \$550 Concept Design*

Site visit

Our Humpy Co. Director or Project manager will meet you on site to take photos, gather on-site information, discuss style, location and design of your proposed Humpy. If you are not located in the local area of Bangalow we can also offer a Zoom call to view your site.

Design Consultation

You will have the chance to discuss your desired design for your new Humpy. This will include choosing:

- Window & door location
- Finish options
- Decking position & sizes
- Basic colour choices

Stage 2 - Deposit

Deposit & Formal design

Once you are happy with your concept design and quote a 10% deposit will be required to get your order placed. In this stage you will have a formal plan set drawn up by our in house designer. These are the plans that will go into our factory for manufacturing. Your formal plans will include:

- 3D image of your Humpy
- Floor plan
- Window & door schedule
- Elevations
- Electrical plan
- Base & footing set out

Final Quote

Once you have approved your Humpy design we will work to provide you with a final quote prior to moving onto the next stage.

Stage 3 - Manufacturing

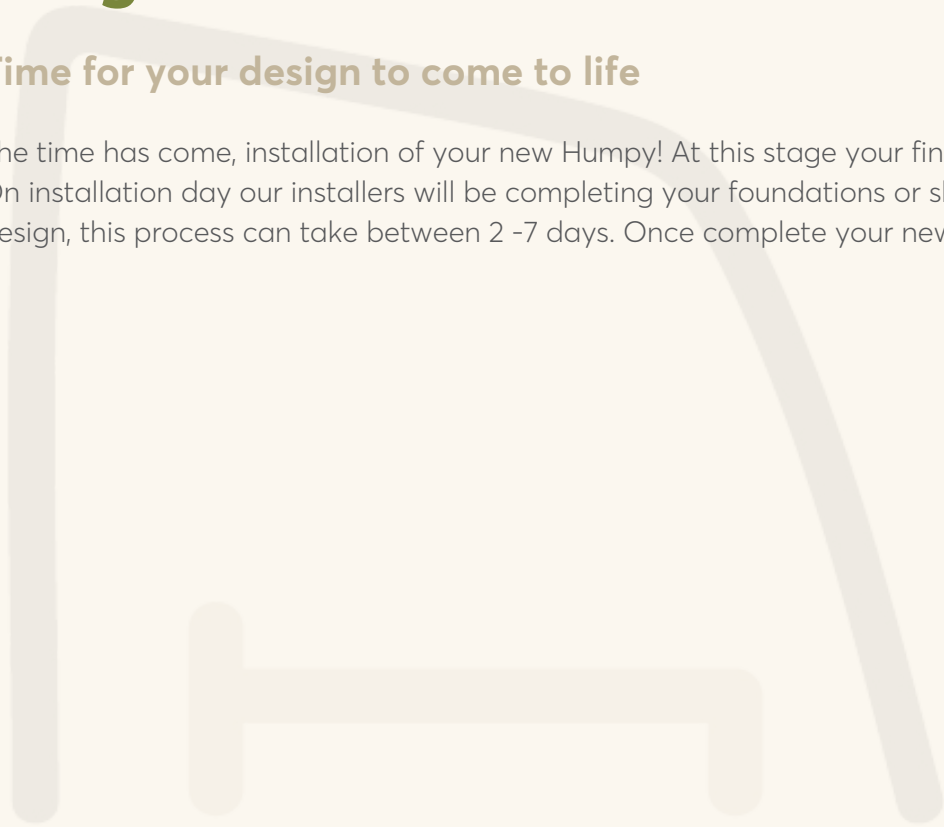
Manufacturing your new Humpy

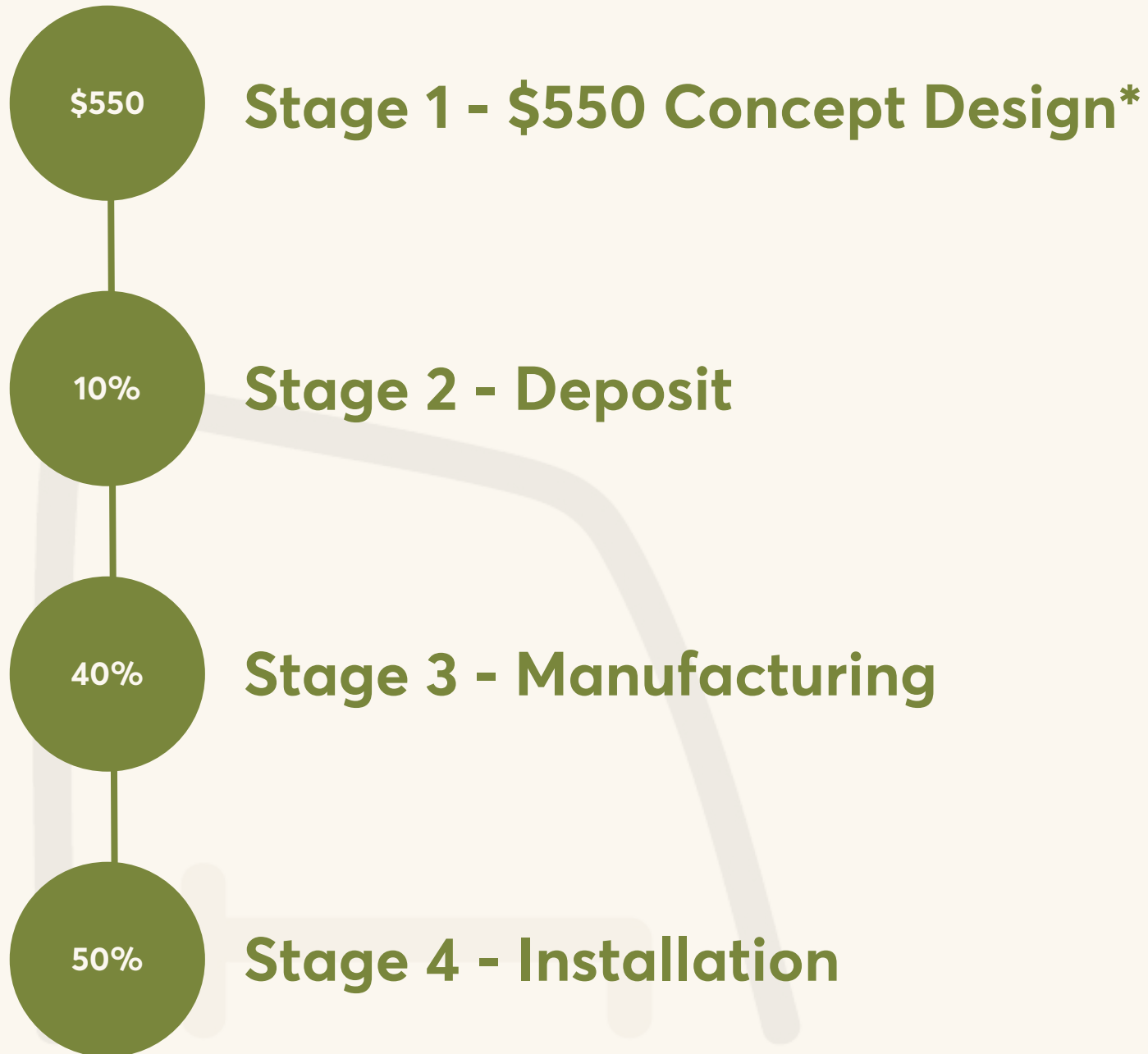
Your Humpy is ready to go into manufacturing! At this stage a 40% stage payment will be required for your Humpy to move into manufacturing. This is when all of your materials, fixtures and fittings will all be ordered in preparation for your installation. Your Humpy studio will be pre-fabricated in our factory with your add ons like flooring or painting being completed on site. Our Humpy studios can take between 4-6 weeks for manufacturing.

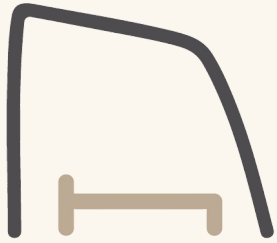
Stage 4 - Installation

Time for your design to come to life

The time has come, installation of your new Humpy! At this stage your final 50% payment will be required prior to the installation start date. On installation day our installers will be completing your foundations or skids, bases, Humpy walls, roof, and decking. Depending on your design, this process can take between 2 -7 days. Once complete your new Studio is ready to enjoy for years to come!







Humpy Co.

Ready to go?

Get in touch with our team to get started today!

Bangalow NSW

Display Village

Bugum Place, Bangalow

Contact Sales - 0439 983 505

sales@humpyco.com

Opening hours

Monday - Friday 8.30 - 4.30

Saturday 9.00 - 2.00